

The American Sidesaddle Association's

PHOENIX

Volume 3, Issue 1

Winter 2010





The American Sidesaddle Association

7033 Potts Hill Rd.
Bainbridge OH 45612
Phone: 740-626-7447
or: 336-516-3835

info@americansidesaddleassociation.org
www.americansidesaddleassociation.org

OFFICERS

PRESIDENT: Jennifer Williams, PhD; 111 CR 5002, Lorena, TX 76655, PH 254-881-2180, Email: jenn@americansidesaddleassociation.org

VICE-PRESIDENT/MEMBERSHIP COORDINATOR: Marti Friddle; P. O. Box 886, Graham, NC 27253, PH 336-516-3835, Email: Sidesadl@aol.com.

SECRETARY: Maggie Herlensky; 7033 Potts Hill Rd., Bainbridge OH 45612, PH 740-626-7447, Email: maggieszoo@horizonview.net

TREASURER: Sarah Thompson; 60 Pleasant Street, San Francisco, CA 94108, Email: sarahaside@yahoo.com

DIRECTORS

Rhonda Watts-Hettinger; 191 Marden Rd., Wilton, NH 03086, PH: 603-654-6055, Email: sidesaddle5@att.net

Stephanie Hutcherson; 3158 Blairhill Court, Atlanta, GA 30340, PH: 770-908-9031, Email: galadiesaside@aol.com



The ASA Phoenix

The ASA Phoenix is the official newsletter of the American Sidesaddle Association, 7033 Potts Hill Rd., Bainbridge OH 45612. Subscription is part of the membership to ASA. Published online four times annually. Printed and mailed copies are an additional \$10.00.

EDITOR: Linda A. Bowlby, editor@americansidesaddleassociation.org.

ASSIST. EDITOR: Ruth Riegel, roanhorseaside@gmail.com

Readers are encouraged to submit articles, comments and properly identified photos. We reserve the right to edit all material to be published. Submitted material will be returned when a self-addressed, stamped envelope is included. Submissions may be made to the editor, Linda A. Bowlby, P. O. Box 1104, Bucyrus, Ohio 44820, PH: 419-562-0032, Email: editor@americansidesaddleassociation.org.

Copies may not be reproduced (except for own personal use) without written permission from the ASA Phoenix and the author. Copyright 2008, The ASA Phoenix and The American Sidesaddle Association.

Advertising rates for camera-ready ads only. Charge includes one photo per ad. Full page: \$240, half page: \$135, quarter page or less \$75, business card \$35. Classified ads \$0.30 per word. ASA members only: one free classified ad per issue up to 30 words. Ten percent discount for full year ads. Copy may be changed during the year. All ads must be prepaid. Make checks payable to American Sidesaddle Association (ASA), P. O. Box 1104, Bucyrus, OH 44820. PayPal accepted.

Back issues of the ASA Phoenix are available online at the ASA Members Network (asamembersnetwork@yahoo.com).

Front Cover: Karen Martz and her palomino Morgan gelding, Panache (G'Mystic Hawk). Photo by Steve Hutcherson and used with permission.



Looking Toward the Future

By Linda A. Bowlby

After seeing the cover picture of Karen and Panache standing in the doorway of the Big Barn, looking out at the sunny fields of the Kentucky Horse Park as if looking toward a bright future, I began wondering what the future holds for ASA and the sidesaddle. This issue appears at the beginning of 2010 and the beginning of the third year for ASA. A lot has happened in such a short time. Starting with five affiliate organizations, ASA has grown to include eight affiliates, with new organizations starting up and asking about affiliating with ASA. That is pretty awesome when one considers that the economy is not supporting luxury items such as equestrian sports. But people are finding a way, and that is a sign of a good and strong future for sidesaddle riding and the American Sidesaddle Association.

How is this happening? Usually when the economy takes a downturn, people have to do without the luxuries and sell off many things like sidesaddles, costumes, and even horses. Currently, we are hearing stories about horses being turned loose in state parks or being neglected because their owners can't afford them. Sadly, some starve to death from this neglect. Fortunately, there are others that are digging in and staying with the activities they enjoy. They are cutting corners in other ways to be able to enjoy their horses and sidesaddle events. This determination means that there is a bright future for our sport. While some of us may have to give up an event or two or not buy a new saddle, we are hanging in there and enjoying the camaraderie we find with others who share similar interests. Hang in there and ask your fellow sidesaddle friends for help if you need it. They have come through in the past and will come through for you when you need it.

Enjoy the articles in this issue, especially note: *Budgeting An Expensive Habit* by Rhonda Watts-Hettinger, and dream big dreams for a brilliant future. With a little luck and help, your dreams will come true.

BUDGETING AN EXPENSIVE HABIT By Rhonda Watts Hettinger

Tough economic times have resulted in some interesting magazine articles in the last year—how to cut the costs of horse-keeping without jeopardizing your horses' health, countered by many stories of horses up for adoption, or even abandoned, because the owners could no longer afford them. We'd like to share some ideas for lowering your expenses (some of us have been pinching pennies all our lives!), and ask that you share your own ideas with everyone as well.

Cut costs by looking at your current practices and purchases. It can be hard to change your way of doing things, or even to identify *what* you can change. So, let's start with some ideas for you.

- **Lighting:** Use natural light whenever possible, which means doing chores and riding during daylight rather than using barn lights. This may mean changing your schedule around a bit, such as getting up earlier in the summer rather than sleeping way past sunrise. Also, change out incandescent light bulbs for compact fluorescent bulbs (they'll take a little longer to become fully bright in cold weather, but can save up to 20% of your electric bill!) If you have an indoor arena used by others, you may need to charge for use of lights—or at least install a device that only allows lights to be used, say, from dusk to 10:00.

- **Other electrical devices:** Set water heaters for only as high as you really need them. Set tack room heat for just above freezing (except for times you are actually working in there). Turn stall fans off except during really hot weather (and see if ventilation can be achieved by other means, as well). Look around to see what other electrical devices are in use around the barn, and whether you really need them on at all times.

- **Order in bulk when possible.** If you have appropriate storage, bedding and hay almost always cost less in bulk—but be sure you can store it where it will not get wet and spoiled. Feed, wormers, and other supplies may also cost less in bulk, but this is only a saving if you really will use it before it “expires”—possibly you

can work out a means of ordering with friends to split the savings but still use such items promptly.

- Plan to shop off-season. Buy fly repellent at the end of summer, and blankets in the spring, for example. Both shops and catalogues are selling off such seasonal items at a discount then, because they don't want to retain inventory.

- “Use it up, wear it out, make it do...” Before you throw something away, stop and think. If it's torn or broken, can it be mended? Patching a blanket or replacing a buckle or surcingle is almost certainly less expensive than replacing the item. You can learn to stitch simple strap-goods, such as halters or stirrup leathers, whose stitching wears and needs replacement. Saving blanket and halter hardware from items which really are beyond repair can help you when another item needs a replacement part (keep a couple of labeled plastic bins for such odds and ends).

- “...or do without.” Before you buy—ask yourself whether you really need that item. Are you buying it for looks alone? How well is the current item holding up? Could you buy the item used? (Leaving your checkbook or charge card home, and carrying cash for your planned purchase, is a good idea—it will help you avoid impulse purchases!) Another “do without” item which may work for many horses is shoeing, even for showing—unless he needs corrective shoeing, gait enhancement, or extra traction, your horse may be able to skip shoes for pleasure riding.

Look for alternatives. This one can be deceptively easy, although some think it difficult enough to make them avoid it. Simply put, you are looking for unusual and less expensive ways to provide for your horse. However, be sure that such substitutions never put your horse's (or your) health or safety at risk.

- A very safe and simple way to cut expenses is to shop for needed supplies away from the usual tack and feed stores. Check the dollar stores for odds and ends like grooming supplies, shampoo, baby oil, first aid items, treats, duct tape. A hardware store may provide screw eyes, snaps, rope, and similar items, perhaps even a tack trunk substitute.

- Careful reading and comparison of labels may turn up products that can replace the more expensive “horse

on the label” items. Be sure, though, that both ingredients and concentration are the same—for example, a fly repellent for cattle may be strong enough to irritate your horse's skin.

- Feed alternatives. Know what your horse really requires, based on his age and level of work. A mature horse (other than a pregnant or lactating mare) generally doesn't need a high-protein (and more expensive) concentrate and/or legume hay, and most modern pleasure horses are at most doing “light” work and don't require as much feed as they actually get.

Make your own. A little searching online, or reading of sources such as “Sidesaddle's Greatest Ideas” (there are many similar books), will help you find recipes for horse products you can make at home instead of purchasing. Fly repellents and liniments are relatively easy; hoof dressings are a little more controversial. Just Google the name of the product, add the word “recipe,” and see what you find.

Sidesaddle on a budget: First, let's take a look at our own peculiar habit (pun entirely intended!). We all know that one of the problems for us is the greater cost of sidesaddles, as well as some of the accessories. So, for those just getting into sidesaddle, buying that first saddle may seem like an impossibility right now. However, bear in mind that ASA's regional groups (plus the Internet) make it far easier to locate what you need—networking on the various e-mail lists might help you find what you need, possibly even without heavy shipping costs if you and the other party are not too far apart. Similarly, those same groups may help you find an apron, a habit, or a costume—or perhaps someone who makes them (or can help you learn to do so).

Additionally, remember that other than your saddle and apron, most of your equipment simply remains the same when changing from astride to sidesaddle! Your horse's bridle probably doesn't need the extra-long reins sometimes advised as necessary; unless he's got a remarkably long neck, try using the normal reins before you buy longer ones. Your own attire (unless you plan on formal hunting appointments) will be virtually the same as for astride from the waist up; add an apron and make sure your trousers or breeches are the same color as the apron, and you're all set for anything other than the USEF Ladies SS Hunter appointments class.

A final comment about saving money: Beware of eBay “bargains.” There are many hideous sidesaddle-shaped objects out there, which may actually be uncomfortable or dangerous to ride! It’s been said that paying a bit too much for a really good item means you might have lost a little money—but paying anything for sub-standard, badly-designed tack means you have lost it all. Do your research and ask questions (perhaps on one of those sidesaddle e-mail lists) before you part with your hard-earned cash!



Annie Shaw on her Thoroughbred gelding General Mayhem at the Golden Gate Park. Photo by Bonnie Hellevig and used with permission.

Neo-Victorian Aside in Golden Gate Park!

by Annie Shaw

Despite never having tried it, I have had a longtime fascination with riding aside, and recently took the plunge in deciding to somehow ride at an event in Golden Gate Park in San Francisco, CA.

My boyfriend Matt plays for the San Francisco Pacifics, a Vintage Base Ball League team. Their final game of the season was scheduled to be at Big Rec playing fields in the Park on July 19th. All the teams in the league play by the rules of the time, and they dress in period-correct clothes. Note the 1880s spelling of “base ball”. The spectators are called “cranks” and they too often dress up for the game. I’m not much of a baseball

fan, so I decided to bring my horse and make an appearance at a critical moment in the game, hopefully distracting the other team (the San Jose Dukes) to our team’s advantage!



The Vintage Baseball League team, the San Francisco Pacifics, pose for a picture in their vintage-styled uniforms. Photo by Bonnie Hellevig and used with permission.

Starting back in April I assembled a list of things I’d need to make this happen.

1. Horse with sense of humor (check)
2. Sidesaddle (don’t have one)
3. Period-correct habit (what?)
4. Permission from Parks Department to ride at Big Rec field (not so much)

The Parks Department merely laughed at me when I called to enquire, and said yes. Then I discovered that my friend Laura owns a 1920s Whippy sidesaddle she would loan me. She brought the saddle, and a beautiful 1920s habit, and all the accessories including sandwich case and flask to the barn where I board.

We placed the saddle on my Thoroughbred gelding, General Mayhem, and while not a perfect fit, it would do for an hour or two of standing and walking. Next, she got on to demonstrate correct form. Then I tried a quick walk-trot-canter. Surprisingly comfortable, after you get over the feeling that the saddle will slip!

Laura left me with a book on sidesaddle and all the gear to ponder. I decided that the habit she had loaned to me was not period correct, and didn’t really fit, so I contacted the American Conservatory Theater to rent



Annie Shaw models her newly made habit at the Golden Gate Park. Photo by Bonnie Hellevig and used with permission.

a costume. They had a lovely green velvet habit, but it was an 1850s style. I would appear 20 years out of fashion - horrors!

It was at this time that I made the fateful decision to sew myself a habit. Ignorance is bliss! I found a jacket and skirt pattern made by Truly Victorian. I shopped for fabric at several stores, finally finding the correct weight in a lovely dark navy wool gabardine. Seven yards of that, the same in mustard silk lining, some heavy denim interlining, 25 buttons, 3 coat hooks, a quantity of plastic boning, two spiral steel bones, thread, and all the other bits and bobs required, and I was ready to go. I set to work, and discovered that for every force of enthusiasm and excitement in my world there is an equal and opposite force of lack of experience with a sewing machine!

I hastened back to the fabric store and took a three-hour class. The instructor assessed my level of experience and my pattern and pronounced me insane. She went through the pattern with me, adjusted my muslin, and explained some of the parts I couldn't understand. She wished me the very best of luck, eyebrows raised.

By now I only had two weeks to get this job done, so I dived in and sewed frantically every evening, and at lunchtimes, running home from work to do a few seams. My little 30 year old Kenmore didn't let me down (for a change).

One stroke of luck is that my neighbor is a milliner and she presented me with a lovely soft top hat trimmed with lace for my outfit. I had already made a pale yellow stock tie with gold piping that matched the brass buttons on the jacket, and gold stock pin. Things appeared to be coming together.

The day before the game I tried the skirt and saddle together on the horse at last – I'd added a strip of Velcro to the skirt as a safety feature, but even with that modernization it was very difficult to get on and to adjust the skirt smoothly. The morning of the game, I sewed the last two buttons on. Loaded the horse and all the gear, and off we went!


I arrived at the Park to discover the annual AIDS walk event in full swing, and of course many games of Frisbee, kite flying stunts and other horse-terrifying excitement going on. I found a parking spot and tacked up on a side street. I made it over to the game and finally enjoyed watching from the saddle.

Happily, a minor disaster that occurred with the jacket's lining couldn't be seen from the outside, and I don't think any of the people in the park knew much about sidesaddles, so nobody corrected my riding form. The San Jose Dukes were beaten comfortably, with a 15-4 win for the Pacifics. We all had a nip of port from my borrowed flask to celebrate. Matt gave my horse some Miller Lite to keep his spirits up. Everyone was happy.

My friend Bonnie took some lovely photos and helped me out with skirts and so on that day. We walked around the playing field a few times, and answered questions about the gear from all sorts of interested people. Sadly this turned out to be my horse's last outing, as he retired with ringbone shortly afterwards. It was a great last hurrah though. I hope I can find a new horse and a sidesaddle to buy so I can try this lark again soon!



Colonel Goodnight started small



Jim Daly stands beside the replica of Colonel Goodnight's dugout that he used when first settling in Texas. Goodnight designed a western-styled sidesaddle for his wife. The style is still popular today. Photo by Judi Daly and used with permission.

The rugged Texas terrain spurred the colonel to request a sidesaddle be built for his wife that resembled the saddle he and his wranglers used: rugged, to match the terrain. The western-styled sidesaddle quickly became a popular item for other rangers' wives and has remained a popular style with western riders even today. The western sidesaddle has been dubbed the Goodnight saddle as a tribute to the colonel's inspiration.




Mike and Cindy Garrett in front of the Alamo in San Antonio, Texas. Photo by Judi Daly and used with permission.

Judi and Jim Daly toured the southwest on a vacation trip following the ASA banquet in Lexington, KY. Part of their trip was a visit to sidesaddle friend Cynthia Alexander-Garrett and her husband, Mike Garrett, in Texas. The Garretts were gracious hosts and showed them the interesting sites in the area which included the replica of Col. Goodnight's original dugout. Col. Goodnight settled in Texas and raised cattle, becoming one of the larger cattle ranchers in Texas. He was instrumental in the use of the Chisholm Trail for transporting cattle to market.




Sign outside the dugout that identifies it as a replica of the one used by Col. Goodnight. Photo by Judi Daly and used with permission.





- Price: \$45 to over \$100
- Availability: Many antiquarian and used book-sellers, on-line and elsewhere; copies fairly often on eBay



CANTLE CORRAL

In each issue of The Phoenix, we will print one or more book reviews. These may be about sidesaddle-specific books; books with historical or biographical information of interest to sidesaddle riders; or general horse books of interest to all riders.

While there will always be one or more reviews by one of our regular contributors, we welcome reviews by all ASA members. If possible, please give us the following information for our readers:

- Full title, author, publisher (address and date).
- If a modern book, the ISBN will help readers locate it!
- General content of book (could be synopsis, some chapter headings, short plot if narrative).
- Your opinions, positive and negative, and reasons.
- If you know the price, please pass it along. If you know of any good sources for purchasing the book, also good to share. Submissions may be subject to editing as necessary.

- Title: *Side-Saddle*
- Author: Doreen Archer Houblon
- Publisher: Country Life (UK), Charles Scribner's Sons (US) 1938; Billing & Sons, 1951; J.A. Allen & Co. Ltd., 1973, 1977.
- ISBN: (none)

- Title: *Mrs. Houblon's Side-Saddle*
- Author: Sylvia Stanier
- Publisher: J.A. Allen & Co. Ltd., 1986
- ISBN: 0-85131-409-0
- Price: \$40-\$80
- Availability: Many antiquarian and used book-sellers, on-line and elsewhere; copies fairly often on eBay

For the hunt seat rider, particularly one who wants to jump sidesaddle, these books are an invaluable resource—and even for the western or saddle seat rider, the information about riding on the flat is well worthwhile, if the rider is willing to do a bit of cross-training “translation.”

The original book, *Side-Saddle*, last published in 1977 as written and revised by the author, is by far to be preferred. Doreen Archer Houblon wrote in exacting detail—if the reader were to place the book carefully on the arena fence and refer to it while riding, she couldn't go far wrong. Not only that, but the photos used by Houblon are exquisite—many, showing both gaits and jumping, were taken from successive frames of moving pictures, giving the reader the perfect flow of the movement (for both correct performance and mistakes to be avoided).

The book begins with the very basics—balance, grip, and aids of the rider; gaits, impulsion, and collection of the horse, including turns and lateral movements; jump-

ing and its effect on the rider's position. It then covers advanced enough riding to enable the sidesaddle rider to progress easily into dressage, and to know how to cope with problem horses, such as refusers, shyers, and rearers. Several appendices cover mounting/dismounting, gates, hacking out, saddle fitting, and exercises.

Sylvia Stanier's much-edited version of the original book brings the original over-100 pages down to only 79 pages, besides leaving out many of the original photographs or replacing them with much less suitable modern photos. Sadly, apparently either Stanier or the publishers felt that the originals did not reproduce quite as well, or wanted to use modern (if less perfect) versions. It is unknown why so much of the original text had to be removed, however—the two chapters on jumping have been boiled down (and halved in length) into one, a chapter on dealing with problem horses removed, along with the appendices on gates and hacking. Lack of an index is another drawback to this book. That said, if one can not locate the original version, *Mrs. Houblon's Side-Saddle* is certainly worth reading (and having in one's library) for what it does still contain.

Photos and reviews by Rhonda Watts-Hettinger.

ASA Instructors' Policies and Exams

ASA is pleased to announce that we have determined upon a full set of policies for instructors and instructor exams.

Earlier this year, we announced our policy of accepting transfer instructor status, and already have six experienced instructors (Lillian Chaudhary, Marti Friddle, Mellinda "Mel" G. Hansen-Holloway, Judi Hastings, Mary Rivers Downey, and Rhonda Watts-Hettinger) available through that program. Over the past few months, the Instructor Committee has developed and approved a full policy covering the ASA instructor program. The written tests which will be used for these exams are still in development, but once they are completed, we are ready to fly like a phoenix!

We encourage everyone to read the full Instructors Policy document for full details (soon to be posted on the ASAMembersNetwork as well as the ASA website), but here are the highlights of the new program:

- Instructor candidates must be 18 years of age, and a member of an ASA affiliate organization, to be eligible.
- For basic certification, candidates must pass a written exam on general and sidesaddle knowledge; a riding test (unless excused for medical reasons); a saddle fitting test; a lecturette; and several sample lessons.
- In addition, candidates may opt to be certified in one or more of the following disciplines: hunt seat, saddle seat, western seat, dressage, gaited breeds, and jumping. Each discipline certification requires a written test and a shorter riding test; jumping also requires two additional sample lessons. Transfer instructors may be granted discipline certification if the ASA Board has prior knowledge or proof of their experience; otherwise, they may be asked to take the discipline test.
- A reading list is being prepared for the basic instructor test as well as for the discipline tests.
- Candidates have many more options in how to pass the requirements.
- Both ASA and its affiliates may schedule full or partial testing sessions.
- In addition, it will be possible for a candidate to arrange with ASA and an examiner to have sections of testing done at various other times.
- Written tests (taken without notes) may be proctored at an ASA or affiliate event or at a local school.
- The riding test(s), sample lessons, and lecturette may be submitted by video as well as done "live."
- Only the saddle-fitting test is required to be done "live" with an ASA examiner.
- A candidate has three years from date of application to complete all requirements.
- Discipline tests may be added/completed at any time by an ASA certified instructor. It is probable that two discipline certifications will be included (if desired) with the initial certification, with additional certifications requiring an additional small fee.
- Transfer certification will remain in place at current cost of \$25. Cost of certification by testing will be \$75, with the possibility of a \$10 fee for sections which must re-taken, requiring additional time from an ASA examiner.
- There will be an annual registration fee of \$10, which covers listing on the ASA website and in the Phoenix,

as well as notification of any material of which instructors should be aware.

- Instructors will be recertified at no charge every five years (this is included in the \$10 annual fee). They will be sent a CD with any updated information, plus the recertification written test, which may be taken under the same conditions as the original written test.

- A form is available for students to evaluate ASA instructors, as well as a process to investigate and resolve any problems with instructors.

Imagine—last year at this time, we weren't even sure we were ready to have any instructor program for the foreseeable future. How fast we've grown, once again!

ASA Approved Instructors

The following have been approved as ASA Instructors through the transfer program.

Lillian Chaudhary, 420 Green Street, Willows, CA 95988, 530-934-4152, sadlmakr@yahoo.com

Marti Friddle, P. O. Box 886, Graham, NC 27253, sidesadl@aol.com, 336-376-6635

Mellinda "Mel" G. Hansen-Holloway, Po Box 187, Saxapahaw, NC, 27253, 919-308-8295, sideseat@cercledelacroix.com, www.cercledelacroix.com

Judi Hastings, P. O. Box 459, Pomeroy, Washington 99347, muley@pomeroy-wa.com

Mary Rivers, 25 N. E. 95th St., Ocala, FL 34479, mr-downey@embarqmail.com, 352-620-2692

Rhonda Watts-Hettinger, 191 Marden Rd., Wilton, New Hampshire 03086, 603-654-6055



Becky Pitcock shows off her Standardbred mare, No Homework (AKA Venus) at the Standardbred Breed Showcase Weekend at the Kentucky Horse Park in Lexington, Kentucky. Photo by Mandi Cool and used with permission.

Breed Demo Includes Sidesaddle at the Kentucky Horse Park By Becky Pitcock

On Friday, October 16th, I packed up my beloved Standardbred, No Homework – aka “Venus” and headed off to the Kentucky Horse Park in Lexington, Kentucky for the Standardbred Breed Showcase weekend.

The weather was quite chilly and misty. Despite the weather, there was a nice turnout of people to watch the breed demonstrations that were scheduled at 11:00 a.m. and 1:30 p.m. on both Saturday and Sunday. It was a bit nippy for camping.....but I lived through it. The campground at the park is very nice. This was my first ever trip to the Kentucky Horse Park. What a beautiful place!

The participants for the Standardbred breed demonstrations were all members of the Standardbred Pleasure Horse Organization of Ohio (SPHO). Also joining us to promote this wonderful breed of horse were Dot Morgan and Mandi Cool from New Vocations Racehorse Adoptions where many of the SPHO members have acquired their horses. A table was set up in the

Big Barn with information about SPHO as well as New Vocations.

Our breed demonstrations highlighted many different disciplines of riding and usefulness of the Standardbred horse after their racing careers are over. The horses exhibited pleasure driving, trail riding, huntseat, saddleseat, fox hunting, sidesaddle, leadline, contesting, western, and dressage. Two of the "former racers" were demonstrated with drivers in racing silks and the horses pulling jog carts for everyone to see how these horses looked during their first careers as race horses.

Venus and I demonstrated sidesaddle at the 1:30 p.m. shows on Saturday and Sunday. On Saturday I tried to display a more vintage look while riding aside. On Sunday I wore traditional saddleseat attire. Venus also was exhibited each day at the 11:00 a.m. shows demonstrating pleasure driving with my husband Dale.

Many of the spectators joined us in the Big Barn after each the demos to ask questions and pet the horses. The most popular question I was asked: "How in the world do you stick on there?" I was even tricked by that question coming from an experienced sidesaddle rider that I had never met in person: Vixen (Vickie McIntire)! It was so nice to meet and chat with her.

The Kentucky Horse Park has invited us back for another demo in 2010. No date has been set yet. For further information regarding SPHO please visit our website at www.sphooh.org or New Vocations Racehorse Adoptions at www.horseadoption.com



Venus strides out under the sidesaddle for owner, Becky Pitcock at the Kentucky Horse Park's Standardbred Breed Showcase Weekend. Photo by Mandi Cool and used with permission.



Angela Waldroup, GALA's newest member, braving the cold and wind in her first event with GALA at the Conyers Holiday Hometown Parade. Photo by Steve Hutcherson and used with permission.

Happy Holidays from Georgia Ladies Aside!

December has already been a busy month for GALA! Members braved the cold and wind and rode in the Conyers Hometown Holiday Parade on December 5th, 2009. The theme of the parade was a "Cartoon Christmas," so Duffy Yarbrough and her mare, Chelsea, dressed as the 102nd and 103rd Dalmatians. We know Chelsea has always wanted spots! Stephanie Hutcherson was Tinkerbell. Christine Minyard was a princess riding her Belgian mare, Honey, in her first parade. Honey was wonderful! Becky Yarbrough and her boyfriend, Michael, who was a side-walker, were the "kids who would not go to bed on Christmas Eve." Our newest GALA member, Angela Waldroup was Minnie Mouse carrying the banner. Pace Yarbrough, our beloved pooper-scooper, performed his duties dressed as Winnie the Pooh. His costume said "Pooh" on the front. He was the star of the parade!

On December 6th, we had our annual Christmas Party and meeting at Lisa and Tom Doker's Bell Haven Farm in Maysville, GA. We ate a wonderful potluck lunch, had a White Elephant gift exchange, and a meeting. The party started at 2 pm and members were still there past 7:00! Thanks to the Dokers for hosting the party.



Above: Stephanie Hutcherson and Romeo at the Conyers Hometown Holiday Parade with members of the Marine ROTC. One of the men had never petted a horse before, so Romeo let him.

Below: The 2009 GAL and GUY of GALA Award winners, Duffie and Pace Yarbrough at the Conyers Hometown Holiday Parade.

Photos by Steve Hutcherson and used with permission.



Left to right Tom Doker, Christina Minyard, Lisa Doker, Angela Waldroup, David Waldroup, Stephanie Hutcherson, Sandy Ross, and Justin Minyard. Photos by Steve Hutcherson and used with permission.



Congratulations to the winners of the 2009 GAL and GUY Of GALA Awards! As voted on in the meeting, they are Duffie and Pace Yarbrough. Duffie will be receiving a custom-made apron from Maggie Herlensky. A big thank you to Maggie for donating her time and talents to make the apron. Pace is receiving a gift certificate to Outback Steaks. Thanks to both for all you do for GALA and sidesaddle. And thanks to all of the wonderful GALA members for their support.

Upcoming events: Shakerag Hounds JR/Novice Fox-hunt.



SOLA NEWS

SOLA has had another busy fall season! Quite a few ladies traveled to Lexington, Kentucky for Sidesaddle Weekend, once again hosted by Shirley Gentry. She always does a wonderful job of organizing the event and making the Big Barn at the Horse Park just shine.

Eight riders entertained the crowds at the Bainbridge, Ohio, Fall Festival of Leaves Parade, including two new members. Rachael Smith of Piketon, and Lea Centraccio of Frankfort joined Sue and Vicky Henkel, Becca Woods, Hannah Perkins, Mary Jo Wisecup, and



Christina Minyard, dressed as a princess and riding Honey in his first parade, wait for the start of the Conyers Hometown Holiday Parade.

Photo by Steve Hutcherson and used with permission.

Maggie Herlensky. This was Lea's first parade aside on her mare, CP Penny Layne. Rachael borrowed Maggie's Jazzy and learned to ride aside during the long wait for the equestrian portion of the parade to begin. Many thanks to Linda and Jim Bowlby for carrying the banner and helping the ladies get ready.

A potluck was enjoyed after the parade. Mary Jo and Gerald Starkey thought they would sneak out without sharing the meal, stating that they hadn't brought anything. SOLA ladies stood shoulder to shoulder, plates in hand, blocking the exit from the assembly area until the Starkeys agreed to eat. Remember, SOLA is an eating club. The riding is just a bonus!



SOLA parade participants waiting for the start of the Fall Festival of Leaves Parade in Bainbridge, Ohio. Photo by Ken Henkel for the ASA Phoenix.

The weather was perfect for the Veterans' Day Parade at the Chillicothe VA Medical Center. There was just enough wind to keep the flags blowing nicely. New member Ruth, from Pennsylvania, joined the group, riding Michelle Althouse's mare, Mysti. Rachael Smith was back for more, once again riding Maggie's Jazzy. The rest of the team consisted of Hannah Perkins, Becca Woods, Michelle Althouse, Mary Jo Starkey, Maggie Herlensky, and Jane and Phil Cartee. It was good to see Jane and Phil again.

Due to mechanical difficulties the parade schedule had to be cut back somewhat after Veterans' Day, but the team still managed to make a good showing at the Waverly Jingle Bell Parade. Becca Woods, Hannah Perkins, and Mary Jo Wisecup wore their holiday finery, with lights on breastcollars, saddles, and in the manes of the two horses and one mule. Maggie Herlensky

and Andria Perkins were safety walkers. Gerald Starkey, Maggie, and Becca's mom got all of the vehicles moved to the dispersal area. It isn't far to ride from the end of the parade back to the beginning, but traffic and unlighted streets can make the ride harrowing. Several members enjoyed dinner at a Bob Evans restaurant after the parade.



Vickie and Sue Henkel are ready for the Circleville Christmas Parade. Photo by Amanda Grey and used with permission.

Sue and Vicky Henkel were certainly crowd pleasers the weekend after Thanksgiving, representing SOLA at the Circleville Christmas Parade. Sue recruited friends to help as pooper scoopers and safety walkers. The ladies enjoyed the parade so much that they want to ride with the team next year.

Almost a dozen SOLA members braved the weather forecast of snow to enjoy the wonderful meal prepared by Vickie Pritchard at the SOLA Christmas party. We held a gift exchange of horsey items and made over \$200 at the white elephant auction. There were no rolls of toilet paper auctioned off this year so everyone was delighted with their surprise purchases.

SOLA would like to wish everyone a safe and happy holiday season to all. We'll see you in the spring!





Lillian Chaudhary, Wendy Texler, Karol Kafka, and Sarah Thompson at the Golden Gate Park demonstration. Photo submitted.

Participants brought an assortment of vintage and modern sidesaddles, including English, Western, and Spanish styles. A variety of breeds and sizes of horses and ponies were also represented. This gave the core group of experienced sidesaddle riders the opportunity to do some swapping among themselves to try different saddles and horses.



The Coronelas of Genesis charras riders perform one of their drills at the Burbank Ride and Learn hosted by Margie Beeson. Photo submitted.

CA_Aside Fall Activities

By Karol Kafka

CA_Aside has had two key activities in the last quarter, in addition to several informal gatherings among smaller numbers of members.

Burbank Ride and Learn

In November Margie Beeson organized a sidesaddle event to bring together members from the Northern and Southern sections of the state. Although some of the participants had been in touch via email and phone, this was a first opportunity for many to meet face to face. The event also gave six newcomers a chance to try riding aside. With accompanying friends, family and spectators, the gathering comprised close to 40 people.

Margie invited a team of five charras riders, “Coronelas of Genesis,” who arrived colorfully decked out in traditional costumes. Riding Mexican sidesaddles, they gave a demonstration of high-speed escaramuza (Spanish for skirmish) synchronized riding. This provided a great opportunity for cross-cultural exchange, with the charras expressing amazement that the rest of us are content to ride so slowly! (Perhaps we should take them out on a hunt day to dispel their belief that we only ride slowly and in complete control!)

In addition to Margie, other CA_Aside/ASA members included: Lillian Chaudhary, saddlemaker and expert advisor, who flew in from Northern California to assist with the training of new riders; Eloise King, who joined the event after winning a dressage test aside at a nearby equestrian center; Karol Kafka from Santa Clara Valley; and Cheryl Calentine, who trailered in with Romantico, bringing along several friends to learn about riding aside.

After the event, Margie and her husband, Fritz Bronner, hosted a tea at their home. Complete with displays of sidesaddle habits and accessories, military/cavalry uniforms and memorabilia, as well as historic equestrian books, photos and artwork, the setting couldn't have been more charming. Guests were enchanted to discover something historical or horsey or both everywhere they looked—even a secret passageway hidden in the bookshelves! Margie and Fritz also provided guest rooms and warm hospitality for the out-of-towners who stayed overnight.

Demo in Golden Gate Park

In October, all three CA_Aside officers, two additional

members, and several friends participated in a sidesaddle demonstration that took place during the 25th annual Polo in the Park, held in San Francisco's Golden Gate Park. The event was attended by more than 200 spectators. The CA_Aside group was invited by Melba and Hugh Meakin, the event organizers, who founded Horses in California, an organization that benefits the James S. Brady Therapeutic Riding Program.

To kick off the sidesaddle exhibition, riders cantered into the arena and then slowed to circle in front of the spectators, giving them a closer look at the tack and attire. At the conclusion of the demo, observers were invited to enter the arena so children could pet the horses and pose for photos beside them.



Wendy Texler demonstrated modern Western sidesaddle riding for spectators at the Golden Gate Park in San Francisco, CA. Photo submitted.

Karol Kafka rode a modern English sidesaddle, dressed in a modern hunt habit. Wendy Texler rode a modern Western sidesaddle, dressed in a matching modern Western outfit. Danielle Texler, the youngest member of CA_Aside at just nine years of age, rode a vintage Victorian sidesaddle, dressed in a reproduction Victorian riding habit.

Lillian Chaudhary led an unmounted horse tacked in a vintage Owen English sidesaddle, thus giving spectators an unobstructed view of the structure and balance of the saddle. Sarah Thompson wore a vintage sidesaddle habit (circa 1890) as she narrated the sidesaddle demonstration on foot and provided interesting bits of sidesaddle history. Trainer Teresa Groesbeck was on

hand to provide assistance and support whenever necessary, proving to be a wonderful asset to the group and likely our next convert to riding aside!

Peter Mikkelsen, a collector of all things related to sidesaddle, attended the event and provided vintage crops for the riders, as well as the vintage habit worn by Sarah. The sidesaddle demonstration was dedicated to the late Jessica Drummond, an expert sidesaddle rider and dear friend of Mr. Mikkelsen.



*Burbank Ride and Learn demonstrations:
Above: Eloise King
Right: Cheryl Calentine Photos submitted*



Below: Lillian Chaudhary points out some riding tips to Margie Beeson at the Burbank Ride and Lean event hosted by Margie Beeson. Photo submitted.





An excellent turnout at the Alberta, Canada sidesaddle clinic held at the Bar U Ranch National Historic Site. Photo by Cindy Chauncey and used with permission.

Sidesaddle at the Bar U Ranch

By Michelle Chauncey

I had always wanted to learn to ride sidesaddle but had never been able to find anyone in my area to teach me or to borrow a saddle from. Riding aside is so elegant and seems to be a dying art in many areas. Unlike other areas in the US and UK, riding aside is especially uncommon in Alberta. There are only a handful of people that ride aside here and I couldn't seem to find them. I was nearly to the point of buying a saddle and teaching myself when a friend, who knew I was dying to learn, passed along a newspaper clipping advertising a sidesaddle clinic. I knew I just had to go.

The clinic was held at the Bar U Ranch National Historic Site. The ranch originated in 1881 and at its peak had over 30,000 head of cattle on 160,000 acres and were renowned for their purebred Percheron horses. It remained one of the largest ranches in Canada up until the 1950s. The main part of the ranch, where all of the buildings are located, is now a National Historic Site nestled in the foothills of the Rocky Mountains. All of the buildings have been restored, and during the summer they have interpreters in the buildings to discuss the ranch's history with visitors. There's a working

blacksmith and saddle shop, cowboys working cows, a post office, and even a cook that bakes for lucky visitors in an old wood-fired stove. I couldn't think of a more perfect place to learn to ride sidesaddle. It really brought you back in time.



Michelle and her horse, Bridgit, are ready to try riding aside at the Bar U Ranch sidesaddle clinic. Photo by Cindy Chauncey and used with permission.

Upon arrival at the ranch we got our horses settled and met in front of the arena where a dozen sidesaddles were set up. Lee McLean, who is an interpreter at the Bar U, organized the clinic and taught the lessons. Lee has been riding sidesaddle since she was a teenager. Her mother thought it proper for her to learn to ride aside and sent her to England to learn. Lee's mother, daughter Caitlin (also an interpreter at the Bar U) and sister Meaghan all ride sidesaddle. At the arena we introduced ourselves and learned that the riders in the clinic ranged from sidesaddle beginners (a good portion of the attendees, including myself) to ladies who had been riding sidesaddle for most of their lives. The ladies ranged from 12 to 79 years in age. Everyone was excited to be there.

While we went up to the interpretive center to have coffee and watch a video on sidesaddle riding, all of the saddles were checked by a saddler to ensure they were safe. Visitors to the Bar U had a chance to view a fan-

tastic display of various sidesaddles (old, new, English, western), riding habits, books, pictures, and all kinds of other sidesaddle-related items.



Several styles of sidesaddles were available to examine at the Alberta, Canada clinic. Photo by Michelle Chauncey and used with permission.

The saddles we had the opportunity to use ranged from very old saddles (Edwardian and Victorian era), that had come out of grandparents' basements and barns, to newer ones, both English and western styles. Lee showed everyone how to saddle and check for fit, and we quickly learned that sidesaddles are much more difficult to fit properly to a horse and rider than are astride saddles. Each rider must have tried on at least three saddles before she found one that was suitable for her and her horse.



Long time sidesaddle rider Charis Cooper, on Peptide, showed clinic participants how to ride aside. Photo by Michelle Chauncey and used with permission.

The more experienced riders put on a demonstration as Lee explained sidesaddle equitation and attributes of the desirable sidesaddle horse. Then we moved onto our lessons. The lessons had 3-4 people in each and were grouped according to experience level. The more experienced riders worked on their equitation while the beginners got their balance and learned the basics. By Sunday even the riders that were new to sidesaddle were trotting and cantering. Saturday night we enjoyed a great dinner and had a chance to visit.



Caitlin McLean, an interpreter at the Bar U Ranch, demonstrated Western aside riding. Photo by Michelle Chauncey and used with permission.

Sunday morning a lot of us woke up to discover muscles that we didn't know we had, by that I mean we were pretty sore! Lucky for us Lee had arranged for a massage therapist to come Sunday morning. Definitely a welcomed treat before our second lesson!



Holly Hardman demonstrated riding aside at the historical Bar U Ranch sidesaddle clinic. Photo by Michelle Chauncey and used with permission.



In the afternoon everyone got dressed up in their best and went for a horseback tour around the ranch site. It was great to see the looks on the visitors' faces to see a group of ladies riding sidesaddle down the main street of the ranch. We stopped to take photos and answer questions along the way. What a great way to share our experience and show that the art of riding aside is still alive!

The clinic was probably one of the most enjoyable I've been to because it wasn't just a clinic--it was the full sidesaddle experience. I'm sure all the participants will remember it for a long time. It was a great opportunity to learn to ride aside, ask the hundreds of questions I had put in the back of my mind, and to get to know

other sidesaddle riders. Everyone agreed that riding aside is truly an art that we hope we can help keep alive. Thanks again to Lee Mclean and her daughter Caitlin and the Bar U ranch for hosting such a great clinic! I was glad to hear that they plan to make this an annual event.

There's talk of starting a sidesaddle group in Alberta so watch out for future updates on what we're up to!

(Above: Michelle Chauncey (left front) and other clinic participants tour the Bar U Ranch aside. Above photo by Cindy Chauncey and used with permission.)



The Girl Who Wanted To Fly by Lydia Rivlin

Review by Linda A. Bowlby

One of our own has written a novel that features the art of riding aside as an important part of the story. Lydia Rivlin of the UK has written an intense story about a British teenage girl, Mo Tamworth, who was severely injured in a bike riding accident when she was eight.

Since the accident Mo has been angry at the world, her parents, her peers, and most of all...herself. She strikes out at anyone who even thinks of giving her a look of pity or a sneer of contempt because she walks like a duck.

Mo tries therapeutic riding more for what it does for her spirit than what it does for her crippled legs, but the stabbing pain she feels when riding astride almost crushes her dream of flying like the show jumpers she saw on TV.

Help comes from an unlikely source that steers her toward riding a sidesaddle...but her joy of riding pain-free comes at a price when her classmates start to bully and taunt her because she is "riding like the Queen."

Her life was never good and now it turns to worse. Her parents separate, her best friends hate her, she is about to get expelled from school, and the boy she likes thinks she is a thief. Is life worth the trouble? Does Mo give up her dream of flying?

Rivlin uses text that is simple and fast-paced, with one thought leading rapidly into another, yet she still maintains a richness and depth that allows the reader to develop an attachment to the main character. You start to bond with Mo as she bonds with horses and riding.

In addition to authoring a must-read book, Lydia also did the artwork on the cover, which features her own special horse, Cyklometr.

The Girl Who Wanted to Fly by Lydia Rivlin is available from Amazon.com for \$8.00 (US) Paperback.

2009 Point Standings

Updated 1/1/10

Show Off:

Cheryl Calentine—Romantico	16
Sue Duncan—Shanna	6
Lisa Doker—Ike	5
Sue Duncan—Janie	4
Becky Pitcock—Sammi	4
Candy Carlson—Trey	2
Maggie Herlensky—Ransom	2
Becky Pitcock—Chaser	2
Becky Pitcock	2
Dale Pitcock	1
Lisa Doker—Oree	1

Susan Henkel—Impy	1	Maggie Herlensky	1
Steph Hutcherson—Romeo	1	Becky Pitcock—Venus	1
Rebecca Woods—Jazzy	1	Dale Pitcock	1

Jr. Show Off:

Hannah Perkins—Lucky	2	Yvonne Hastings	1
		Linda Bowlby	1
		Karol Kafka	1

Street Cruiser:

Maggie Herlensky—Ransom	5	Rebecca Henkel	1
Candy Carlson—Trey	4	Victoria Henkel	1
Maggie Herlensky—Bud	3		
Judy Hastings—Atti May	3		
Steph Hutcherson—Romeo	4		
Sue Duncan—Janie	2		
Becky Pitcock—Venus	2		
Dale Pitcock	1		
Linda Bowlby—Freckles	1		
Samantha Terry—Mister	1		

Exhibitionist:

Judy Hastings—Atti May	7		
Maggie Herlensky--Ransom	4		
Candy Carlson—Trey	3		
Steph Hutcherson—Romeo	3		
Samantha Terry—Mister	2		
Susan Henkel	1		

Jr. Exhibitionist:

Rebecca Henkel	1
Victoria Henkel	1

Trail Mileage:

Cheryl Calentine—Romantico	56.5
Candy Carlson—Trey	5
Lisa Doker—Ike	5
Steph Hutcherson—Romeo	5
Karol Kafka—Mischief	2

Social Butterfly:

Maggie Herlensky	3
Steph Hutcherson	3
Shirley Gentry	1

Clinic:

Maggie Herlensky	1
Becky Pitcock	1

Overall Sr. Champion:

Cheryl Calentine—Romantico	22
Maggie Herlensky—Ransom	14
Steph Hutcherson—Romeo	12
Candy Carlson—Trey	10
Judy Hastings—Atti May	10
Lisa Doker—Ike	6
Sue Duncan—Janie	6
Sue Duncan—Shanna	6
Maggie Herlensky—Bud	4
Becky Pitcock—Sammi	4
Becky Pitcock—Venus	3
Becky Pitcock	3
Dale Pitcock	3
Samantha Terry—Mister	3
Sue Henkel—Impy	2
Karol Kafka—Mischief	2
Becky Pitcock—Chaser	2
Linda Bowlby	1
Linda Bowlby—Freckles	1
Lisa Doker—Oree	1
Yvonne Hastings	1
Maggie Herlensky	1
Shirley Gentry	1
Rebecca Woods—Jazzy	1

Overall Jr. Champion:

Hannah Perkins—Lucky	2
Vicky Henkel	1
Becky Henkel	1

Points/Awards Reminders:

Just a reminder to get your point sheets in for 2009. You have until 1/31/10 to get completed point sheets to Maggie Herlensky. If you need a blank form or a copy of the rules, they are in the files section of ASA Members Network (asamembersnetwork@yahoo.com) or SOLAgirls (Solagirls@yahoo.com). You can also email Maggie and she'll send you whatever you need.

Start thinking about nominations for the special awards, too. These include:

Bottoms Up-- Most spectacular dismount.

Velcro Award-- Most spectacular avoidance of above.

Helping Hands-- Going above and beyond the call of duty to help another rider, horse, or performing a minor miracle to ensure an event happens.

Court Jester-- For actions which cause the greatest amusement to others.

Betty Skelton (club or individual)--Submitting something worth archiving (scrapbook, video, radio interview, etc.)

Hundred Oaks (club)--Submitting innovative or notable program for promoting sidesaddle.

Tom Tom Award-- Best story of heroism, adventure, hardship, or downright stupidity while traveling to/from a sidesaddle event.

Regional group leaders, don't forget to send a list of your group's activities for the Busy Bee Award. Events with at least 5 members present will count. Also send a total of your NEW members for the Expansion Award.

**MAKE YOUR PLANS
NOW!**

**ASA BANQUET
WEEKEND**

MARCH 26-28, 2010

ATLANTA, GEORGIA

▪ **Hosted by GALA**

Awards Banquet - March 26

Rhonda Watts-Hettinger Clinic - March 27

Tour of Atlanta - March 28


(or traveling home for those who must leave)

Details will come soon!

**Discontinued Brown Hunt Seat Style
Sidesaddles
Suede Seats 19" and 20" Seats
Leather girth and stirrup included**

A USTRALI A
STOCK SADDLE
Co.

184 Kanan Dume Rd.
P.O. Box 987
Malibu, CA 90265
PHONE 818-889-6988
FAX 818-889-7271
email: tasse@aol.com
www.aussiesaddle.com



Coming in January!

**THE ILLUSTRATED
ENCYCLOPAEDIA OF THE
SIDE-SADDLE**

Single copy \$24, shipping \$2.50 (ASA members
10% off total)--\$1 from each book will go to ASA.
Contact Rhonda Watts Hettinger, 191 Marden
Road, Wilton, N.H. 03086. sidesaddle5@att.net



**ASA Member
Organizations**

California Aside

http://groups.yahoo.com/group/CA_Aside

Georgia Ladies Aside

<http://www.georgialadiesaside.com>

Kentucky Side Saddle

www.kentuckysidesaddle.com

MoSSY - Minnesotans on Side Saddles

“Y” (because we can!)

<http://www.minnesotasidesaddle.com>

Northwest Aside Group

Contact: Judy Hastings:
muley@pomeroy-wa.com

South East Aside

<http://www.geocities.com/southeastaside>

Southern Ohio Ladies Aside

www.southernohioladiesaside.com

Texas Sidesaddle Riders

<http://www.vanbasti.com/tsr>

CLASSIFIED ADS

ASA members can place one free classified ad per issue up to 30 words. Non-member ads are \$.30 per word.

Fund Raiser Cookbook

Get Your cookbook NOW!

In order to raise funds for the ASA Award Program, Judi Daly and Mary Jo Starkey have produced a second volume of their SIDESADDLE RIDER'S COOKBOOK.

The cookbook retails for \$18.00 and can be ordered through the American Lady Aside web site at www.americanladyaside.com or you can contact Judi at americanlady@americanladyaside.com

.....
For Sale: Mayhew jumping sidesaddle from the 1920's or 30's. It is in good condition. The linen underside has some small tears that will not hinder its use. I used it for showing and foxhunting. Would best fit a wider horse as my horse was a big Appendix: Price \$1,500 Includes three fold girth. Ph. 423-538-0157 e-mail Sande21852@charter.net

.....
Somerset Sidesaddle for sale: 18" seat, medium-narrow tree. Perfect for a junior rider. Seat has minor blemishes which do not affect the usefulness of the saddle. All new underside and billets. All other leather is original and in good used condition. Not reinforced for jumping. Very nice for gaited horses. \$350, plus shipping. Contact Maggie Herlensky 740-626-7447 maggieszoo@horizonview.net If buyer lives within 200 miles of Waverly, Ohio, I will deliver it and fit it to horse and rider for same cost as UPS shipping.

Hundred Oaks



Ladies' sidesaddles, several styles, new & used. Reasonably priced starting at \$895. Several tree sizes and seat lengths in stock. Hundred Oaks, Inc, P O Box 886, Graham, NC 27253 336-516-3835 Email: sidesadl@aol.com

Seamstress for hire:



Custom-made period costumes from any era. Also sidesaddle aprons. Discount for ASA members. For some examples of my work and ideas of what your new habit can look like, visit <http://picasaweb.google.com/maggieszoo2000/Costumes>. I have hundreds of patterns. References available by request. Email maggieszoo@horizonview.net or phone 740-626-7447 for more info or price quotes.

“A Side Saddle Habit”

A new business in Minnesota featuring custom-made aprons, period clothing, and other side saddle-related items. Consignments of high quality items will also be taken. If you have books, clothing, or other historical horse or riding related items for which you need an outlet, please contact Katey Lunden, at 320-260-2138, or Katey@MinnesotaSideSaddle.com.

Heritage Tack & Saddlery Willows, CA

<http://www.snowcrest.net/sadlmakr/>



Heritage Tack offers this beautiful 18” Hand Crafted Western Sidesaddle. \$2,600.00
Contact Lillian Chaudary; Phone # 530-934-4152,
Email: sadlmakr@yahoo.com

Pete’s Custom Saddlery

www.petescustomsaddles.com

(270) 886-5448

For all your saddle, leather and silver needs.
Full restoration of antique side saddles.



Critter Glitter

Creative and fun personalized jewelry for the animal lover!

Stephanie Hutcherson
770-908-9031

E-mail: critterglitterz@aol.com

Critter Glitter : Unique, fun, personalized jewelry for the animal lover. Can email photos of my work. Bracelets, earrings, and necklaces. My jewelry has been exhibited, sold and donated at the 2007 Fallen Soldiers Benefit, BEATS Hippotherapy Benefit, Ride Aside 2004, and Georgia Ladies Aside events.

AMERICAN LADY

ASIDE



Judy Houghtaling

281 Lower Rd.

Westtown, NY 10998

845-726-4106

americanlady@americanladyaside.com

www.americanladyaside.com

American Lady Aside, for gifts, apparel and tack for the sidesaddle enthusiasts

Spring issue deadline is March 15, 2010

Submit your advertisement or article

Contribute to The ASA Phoenix’s success!



Side Saddle Source

A Consortium of Sidesaddle Experts

When you want the right information...
go to the SOURCE

www.sidesaddlesource.com